



Phonics

At

Bourton Meadow Academy



Welcome



- Phonics
- The Pronunciation
- How we teach it
- Reading and helping from home
- Writing



The Alphabet



Aa Bb Cc Dd Ee Ff Gg








Hh Ii Jj Kk Ll Mm Nn

Oo Pp Qq Rr Ss Tt Uu

Vv Ww Xx Yy Zz

black = consonant letters red = vowel letters

The 'a' sound

<p>table</p> 	<p>train</p> 	<p>rays</p> 
<p>sundae</p> 	<p>jet plane</p> 	<p>survey</p> 
<p>eight</p> <p>8</p>	<p>great grandma</p>  <p><small>shutterstock - 369692776</small></p>	<p>straight</p> <hr/>



Pronunciation



SO important!!

- This
http://www.youtube.com/watch?v=BqhXUW_v-1s

Or this?

- <https://www.youtube.com/watch?v=jPVbJ-IaHIw>

Not 'muh-a-tuh'



How we teach Phonics



Get ready to learn!



The Initial code



- a, i, m, s, t
- n, o, p
- b, c, g, h
- d, e, f, v
- k, l, r, u
- j, w, z,
- x, y, ss, ff, ll, zz
- cvcc, ccvc, ccvcc, cccvc
- sh, ch, th, ck, qu, ng
- Phase 3 (Letters and Sounds)
- The Extended Code



Keywords



1. Read the word
2. Write the word
3. Build the word
4. Write again
5. Repeat



The Extended Code



- One sound, different spellings
- Play, rain, great, gate, eight, paper



How to help your child at home



- How to become ready to read
- Reading at home
- Activities and games
- Helping them to write



Becoming Ready to read



- Print awareness
- Letter knowledge
- Listening skills
- Blending
- Interest



How to help your child at home



- How to become ready to read
- Reading at home
- Activities and games
- Helping them to write



Reading Records



- Reading Books will come home every week.
- Sounds learnt during the week will be initialled in reading record.
- Please record any reading that you have done at home in the Reading Record and Phonics Log.

Wordless books

These are books that only contain pictures.

- Encourage story language, 'One day'
- Ask a range of questions to promote understanding
- Let them guess what will happen next.



Reading Strategies at home



Books with words

- Encourage them to point to the words
- Use the pictures to help understanding
- Start exploring punctuation.



Reading strategies at home



- Make it fun
- Read a variety of books
- Play some games

Questions





Writing



- Fine motor skills- Why are they important?
- Letter formation- Debbie Hepplewhite
- Promoting writing skills at home

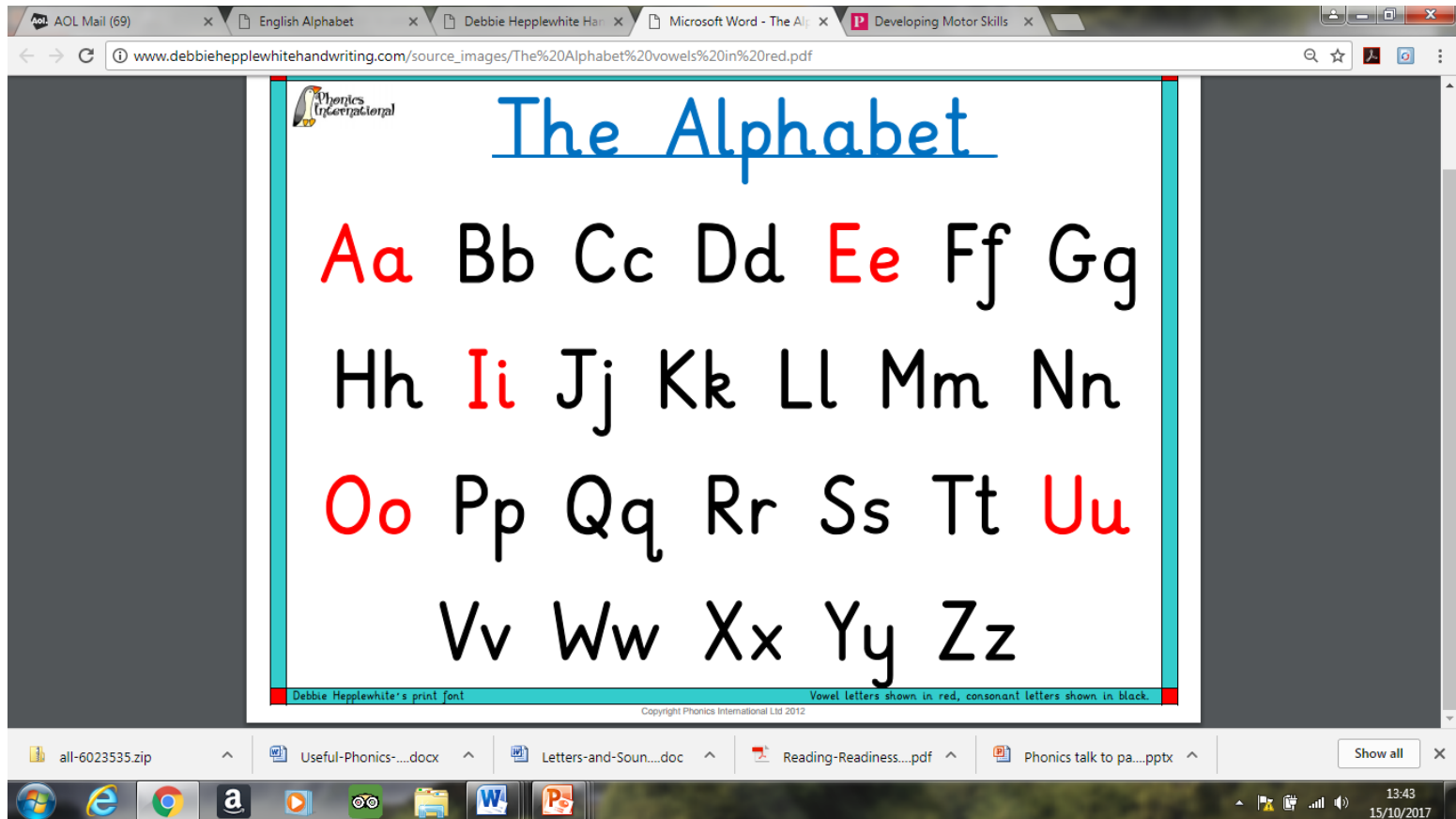


Fine Motor skills



- Fine motor skill (or dexterity) is the coordination of small muscles, in movements—usually involving the synchronization of hands and fingers—with the eyes.

Promoting letter formation



The Alphabet

Aa Bb Cc Dd Ee Ff Gg
Hh Ii Jj Kk Ll Mm Nn
Oo Pp Qq Rr Ss Tt Uu
Vv Ww Xx Yy Zz

Debbie Hepplewhite's print font

Copyright Phonics International Ltd 2012

Vowel letters shown in red, consonant letters shown in black.

all-6023535.zip Useful-Phonics-....docx Letters-and-Soun....doc Reading-Readiness....pdf Phonics talk to pa...pptx Show all

13:43
15/10/2017



Writing at home



- Shopping lists
- Card making
- Stories
- Drawing
- Travel journals

Normal writing habits

- It will be normal for your child to reverse a few letters as they begin to write.
- Your child will spell out words phonetically to begin with.

E.g if they were attempting to write 'bread' the child may write 'bred'.

Any Questions?

